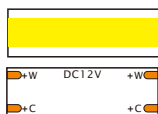



## 2 wires CCT COB LED strip 576LEDs/m DC12V



### ◆ Product Description

- High density, the light is even and soft
- High efficiency, remarkable energy saving effect
- Double layer PCB, balancing voltage drop, heat dissipation and flexibility.
- Chip longitudinal distribution, high reliability;
- Dual white design, color changing from 2700K to 6500K.
- SDCM is less than 5 steps
- Standard 5M/roll, length can be customized



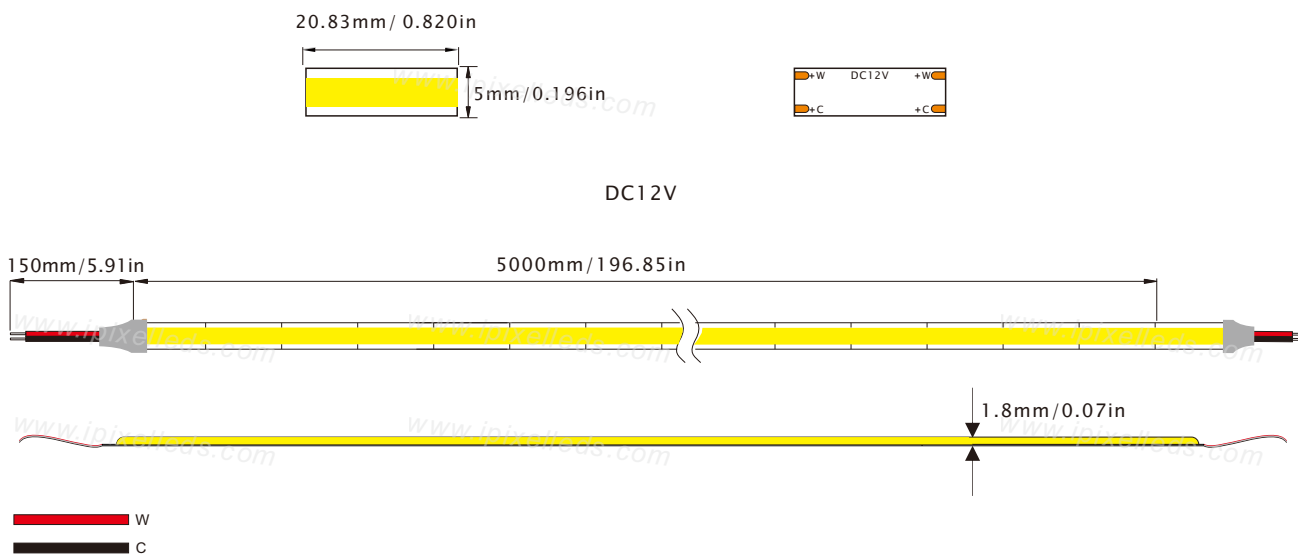
### ◆ Product Datasheet

|                       |               |
|-----------------------|---------------|
| Product Number        | S005576ZB2PZ  |
| Operating Voltage     | DC12V         |
| Power/m               | 6W            |
| SMD Type              | COB           |
| LED Qty/m             | 576           |
| Cutting Length        | 20.83mm       |
| Color                 | 2700K+6500K   |
| Luminance/m           | C:360 W:450lm |
| Ra                    | 90            |
| Beam Angle            | 180°          |
| Size (mm)             | 5000x5mm      |
| IP Rating             | IP20/IP65     |
| Operation Temperature | - 25 ~ 60°C   |

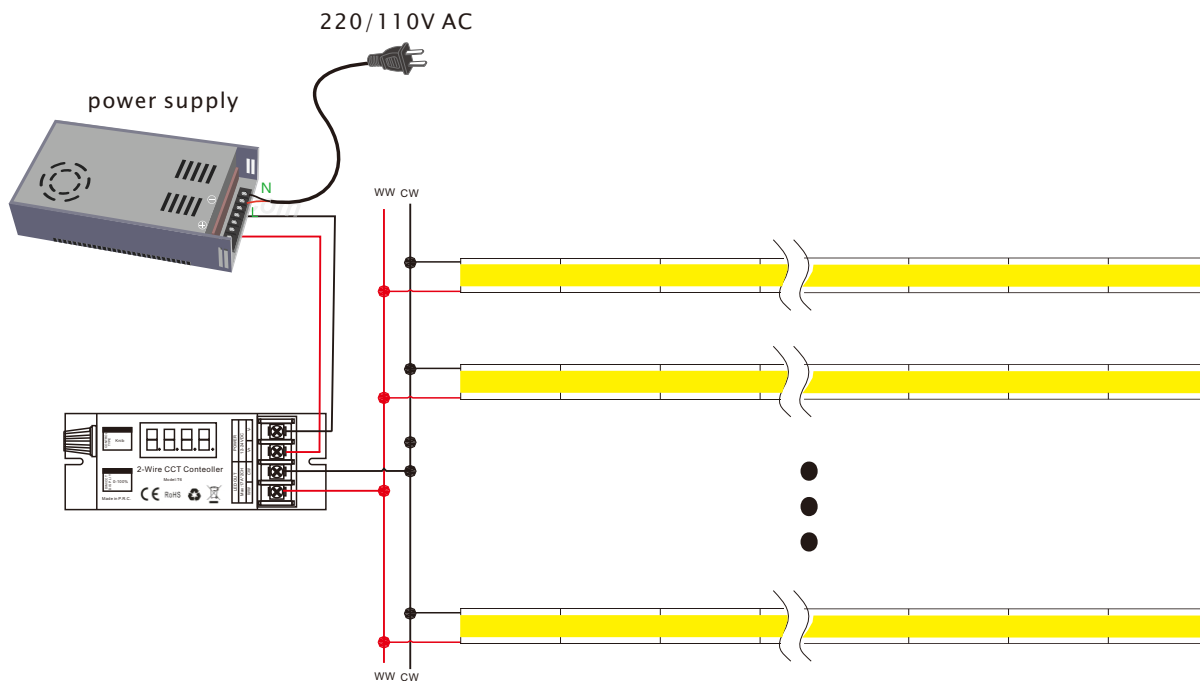
#### Remarks:

- 1.The above parameters were tested according to integrating sphere TM-30-15.
- 2.The output data is based on IP20 and one merter.
- 3.The data such as power etc, ±15% tolerance is normal.
- 4.IP protection process causes changes in size, CCT and luminous flux.

## Outline Dimension (unit: mm/in)



## Wiring diagram



## IP Rating



## ◆ Related products



Power supply

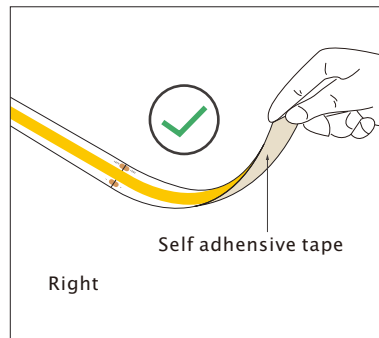
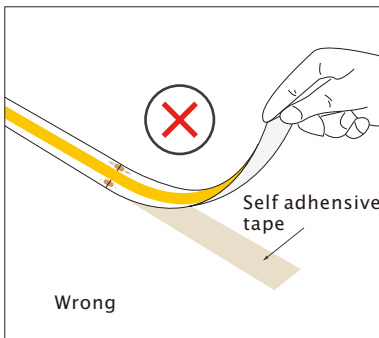


Alum profile



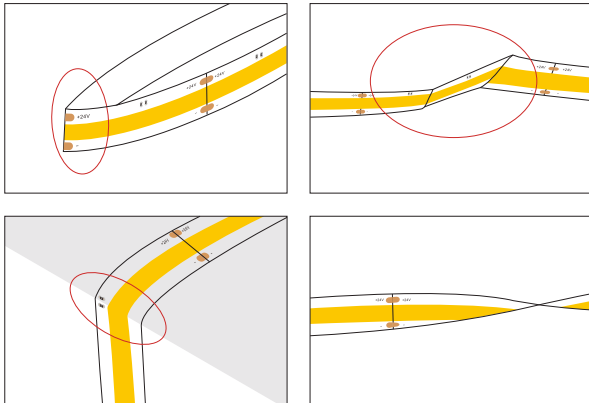
T7 (linked to Rc)

## ◆ Schematic diagram of maximum bending prevention

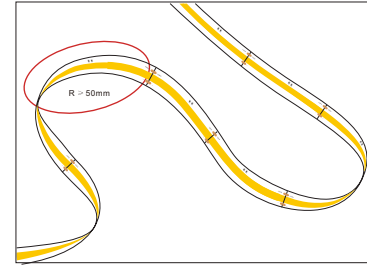


If the led strip needs to be torn up, please make sure that the self adhesive tape is torn with the led strip, otherwise the led strip will be damaged

When install the led strip, please note the installation technique. The led strip can be bent, but not distorted, as shown below.



Distortion(Wrong)



Bend(Right)

➤ This LED strip is low voltage version, you must use power supply transformer. Please don't connect the led strip directly to AC110V or AC220V, otherwise it will burn out the LED strips.

➤ Clean up the installation surface, it will ensure the reliability of the adhesive. The electrical connection process must be operated by a professional person.

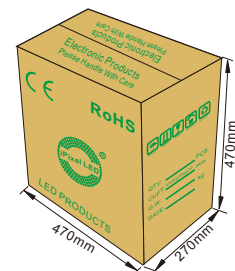
## ◆ Product packaging



Reel



Antistatic bag



Note: The parameters are subject to change without notice!

A1.25-09-18